

Lesson 3

David and Goliath



GOALS

Children will hear about David as a young boy
Children will talk about fear and how God can give us power and strength

STORY/LESSON

Younger: *The Boy with a Sling* (Arch)
"David and Goliath" videotape
The Early Reader's Bible
de Paola's Book of Bible Stories
Older: I Samuel 17
A Few Who Dared (ABS)

BACKGROUND FOR THE TEACHER

David was the youngest and smallest of the sons of Jesse. He cared for his father's animals and did not seem to be a very likely candidate to be king of Israel. In this lesson, as with others that deal with the early life of biblical heroes, we hope that the children will be helped to see that these were indeed real men and women who were once small and young. God has a plan for each of us and He loves children very much.

David can also be a symbol for a small church. Great size does not always mean superiority. David trusted in God, followed His will, and the Lord was able to use what David had to do great things. Why should we not expect Him to be able to use our gifts as well?








With younger children, the discussion about being afraid may connect how David must have felt to the children's own feelings. Emphasize how God is everywhere, watching and caring for us. The children can be taught that we can offer in prayer something that we are fear. God may not make the problem disappear, but He will give us the strength to confront it.

DISCUSSION QUESTIONS

1. Talk about caring for animals as David the shepherd did. Make some clay animals. Tell about what David would have done as a shepherd boy. David spent a lot of time tending sheep. Do you think that he used that time to talk with and listen to God? To write psalms and songs?
2. Talk about fear. How can God help us deal with our fears?

3. Imagine that you are Goliath. What are your thoughts as you look at young David?
4. Has there ever been a time when you were as confident as David that God was with you and helping you? Did David's show of faith and courage indicate what kind of king he would be? Did this show Saul and the others?

ACTIVITIES

-  **Clean Art:** Make a Jesse Tree. This is a good chance to review Old Testament symbolism and to honor Jesse, the father of David and ancestor of Jesus. A Jesse Tree can be an actual tree or branch set in a tin can of plaster or paris or a cloth representation. Various symbols are hung on it to represent the major figures of the Old Testament who are the spiritual ancestors of Christ and the Church. *The Jesse Tree* (by Fortress Press) is a resource for this activity.
-  **Messy Art:** Make a model of David and Goliath. This may be a diorama sized one or a full scale model if space permits or outdoor space is available. Let the children take turns being David and knocking down Goliath.
-  **Book Search:** Look up in the Bible and make a list of the other sons of Jesse.
-  **Trip or visitor:** Have someone who has been part of a big family come and tell about what that is like.
-  **Dramatic:** Have one or more students present a sports report of the contest between David and Goliath. If possible use a microphone and tape the interviews. Remind the "commentator" to include a description of the scene and to give a detailed account of events as they happen. Include interviews with others who witnessed the fight, such as Philistine soldiers and Hebrews.
-  **Creative Writing:** Make a little Bible Book about this story for younger children to look at. Use two or more pieces of posterboard for pages. Illustrate and write a simplified version of the story.
-  **Worship:** Write a litany of praise to use with the Jesse Tree. Include something about each one of the figures that are represented.

PRESCHOOL SUGGESTIONS

- Make headdresses from towels and "herd" stuffed animals.
- Make clay animals using animal-shaped cookie cutters.
- Make a picture of David killing Goliath. Glue small pebbles on the picture.